

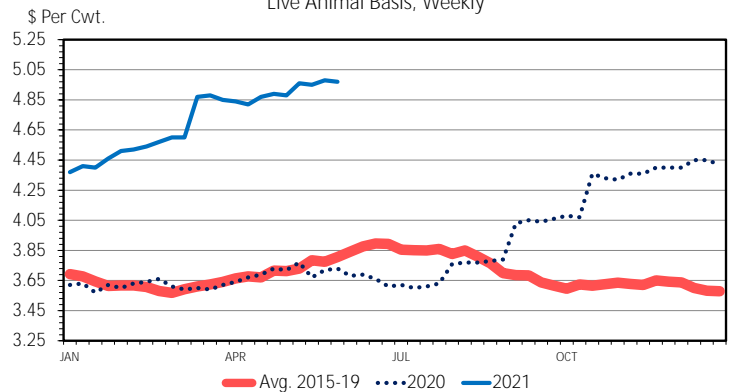
The by-product value can often go unnoticed as a portion of the overall value of a carcass. The daily steer by-product value is reported in NW\_LS441, daily cow by-product value is report NW\_LS444, and daily hog by-product value is report NW\_LS446. The [Weekly National Carlot Meat Report](#) USDA consolidates a number of reports (including the three listed) which includes various data points into one weekly report. For this DLR the weekly data reported on beef, cow, and pork by-products and variety meats will be discussed. Since the start of the year the by-product value for both cattle and hogs has been trending upward.

The steer hide and offal value was \$12.23 per cwt, up 72% (\$5.10) from the same week a year ago, but 12.8% (\$1.39) above the five-year average (2015-19). Since the start of the year the steer hide and offal value has increased \$3.14 per cwt. The last time the value was this high was over five year ago when it reached \$12.28 in last September 2015. Gains in edible tallow (up 80%), cheek meat (up 30%), and hide values (up about 35%) since the start of the year have contributed to the steady rise in the steer hide and offal value this year. The cow by-product value has also increased with last week at \$14.08 per cwt, 82% (\$6.36) above 2020 and up \$3.57 per cwt since the start of the year.

The hog by-product value was \$4.97 per cwt, up \$1.29 (35%) from last year and higher than the five-year average, up 31% (\$1.16). This the highest level the hog by-product value has reached since January 2015. Year-to-date through the week

## HOG BY-PRODUCT VALUE

Live Animal Basis, Weekly



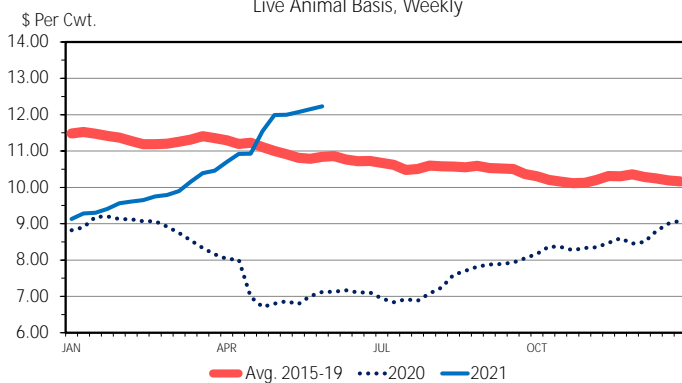
Data Source: USDA-AMS  
Livestock Marketing Information Center

06/07/21

ending June 4, the hog by-product value has increased 14% or \$0.63 per cwt. Much of the gain in the hog by-product has come from hearts (slashed, domestic) and inedible choice white grease which have each increased 90% and 77%, respectively, since the start of the year. Since the start of the year gains have also been made in lard (up 44%), cheek meat (25%), and bonemeal (up 36%). Blood meal (down 4%) is the only category to decline since the start of the year.

## STEER HIDE AND OFFAL VALUE

Live Animal Basis, Weekly

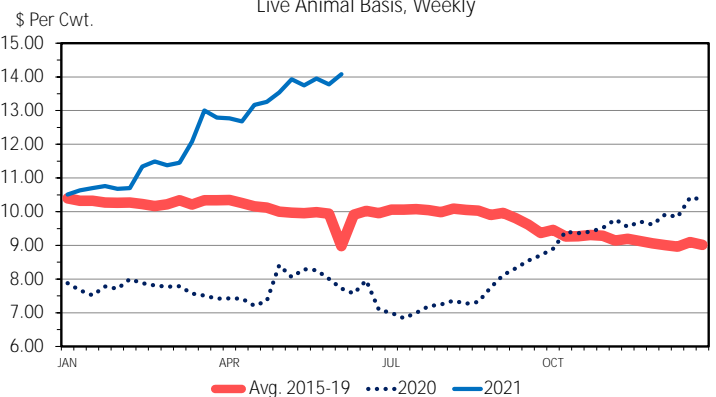


Data Source: USDA-AMS  
Livestock Marketing Information Center

C-P-39  
06/07/21

## COW BY-PRODUCT VALUE

Live Animal Basis, Weekly



Data Source: USDA-AMS  
Livestock Marketing Information Center

C-P-39  
06/07/21

The Daily Livestock Report is made possible with support from readers like you. If you enjoy this report, find it valuable and would like to sustain it going forward, consider becoming a contributor. Just go to [www.DailyLivestockReport.com](http://www.DailyLivestockReport.com) to contribute by credit card or send your check to The Daily Livestock Report, P.O. Box 4872, Manchester, NH 03018

Thank you for your support!

The **Daily Livestock Report** is published by **Steiner Consulting Group, DLR Division, Inc.**. To subscribe, support or unsubscribe please visit [www.dailylivestockreport.com](http://www.dailylivestockreport.com).

The Daily Livestock Report is not owned, controlled, endorsed or sold by CME Group Inc. or its affiliates and CME Group Inc. and its affiliates disclaim any and all responsibility for the information contained herein. CME Group®, CME® and the Globe logo are trademarks of Chicago Mercantile Exchange, Inc.

Disclaimer: The *Daily Livestock Report* is intended solely for information purposes and is not to be construed, under any circumstances, by implication or otherwise, as an offer to sell or a solicitation to buy or trade any commodities or securities whatsoever. Information is obtained from sources believed to be reliable, but is in no way guaranteed. No guarantee of any kind is implied or possible where projections of future conditions are attempted. Futures trading is not suitable for all investors, and involves the risk of loss. Past results are no indication of future performance. Futures are a leveraged investment, and because only a percentage of a contract's value is required to trade, it is possible to lose more than the amount of money initially deposited for a futures position. Therefore, traders should only use funds that they can afford to lose without affecting their lifestyle. And only a portion of those funds should be devoted to any one trade because a trader cannot expect to profit on every trade.