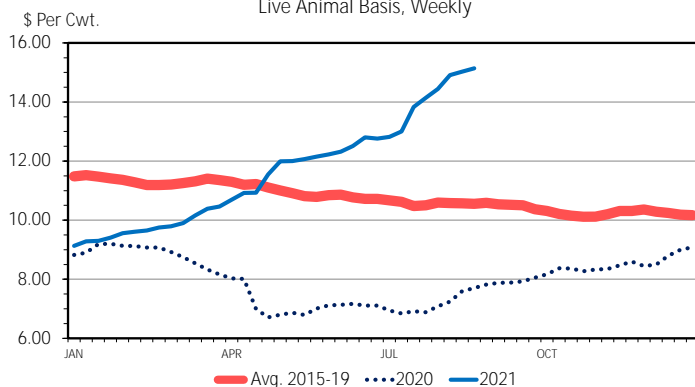


The [Weekly National Carlot Meat Report](#) from USDA consolidates a number of reports into one weekly report including the steer, cow, and hog by-product values. This year the steer, cow, and hog by-product values continue to soar with each reaching their highest level in nearly six years.

Year-to-date the steer hide and offal value has climbed \$6.01 per cwt (65.8%) to \$15.14 per cwt last week. The value is the highest for this year, nearly double a year ago and 43.5% above the five-year average (2015-2019). The last time the steer hide and offal value reached a higher level was during 2014 and into the start of January 2015 when it averaged well into the \$15 per cwt range. Since the start of this year the strength in the steer hide and offal value has been supported by cheek meat which has gained about \$60 per cwt (29.5%) and tripe (scalded, edible) has risen \$66 (74.2%). Edible tallow has nearly doubled this year reaching \$72.75 per cwt while tongues have more than doubled to \$900 per cwt. Steer hide values have risen as well with heavy native growing 45.6% (\$22.29) to \$71.19, butt branded up 50.6% (\$24.14) to \$71.81, and native butt branded increasing 47.2% (\$22.90) to \$71.40. Hide values are the highest in three years.

**STEER HIDE AND OFFAL VALUE**  
Live Animal Basis, Weekly



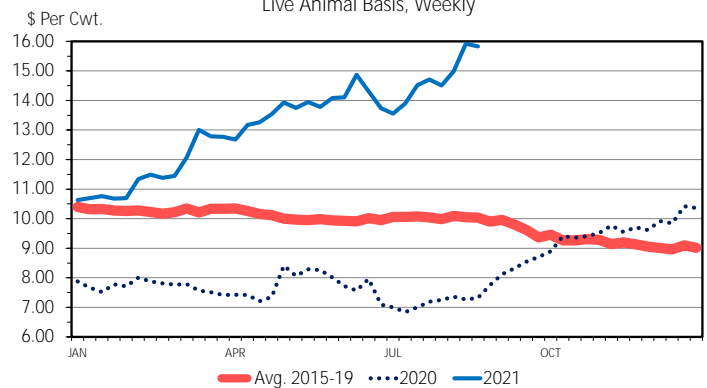
Data Source: USDA-AMS  
Livestock Marketing Information Center

The cow by-product value reached \$15.83 per cwt last week which is down slightly from this year's high of \$15.92 set just one week prior. From a year ago, the cow by-product value has more than doubled with an increase of \$8.51. Since the start of the year.

the cow by-product value has gained \$5.32 or 50.6% and reached its highest level since October 2014 when it was around \$16 per cwt.

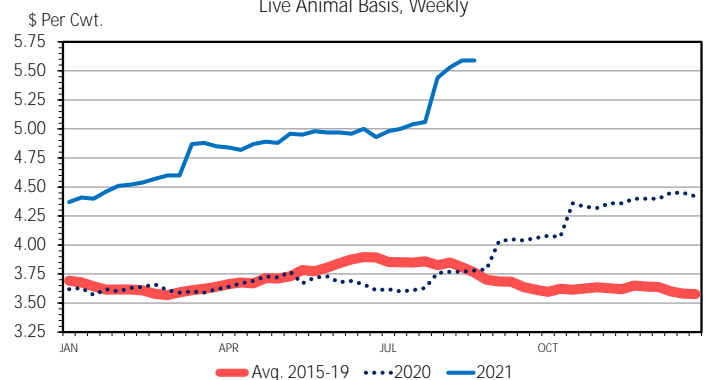
The hog by-product value reached \$5.59 per cwt last week which is the highest value this year and the highest since December 2014 when it was \$5.65. From last year the hog by-product value has risen 47.9% or \$1.81 per cwt. Increases have occurred in most hog by-products with livers (large box) up 48.1%, stomachs (scalded, small box) up 57.9%, cheek meat up 68.2%, hearts (slashed) up 70.0%, and edible lard up 80.5%. Inedible choice white grease has more than doubled in value since the start of the year rising \$34.08 to \$64.90 per cwt last week.

**COW BY-PRODUCT VALUE**  
Live Animal Basis, Weekly

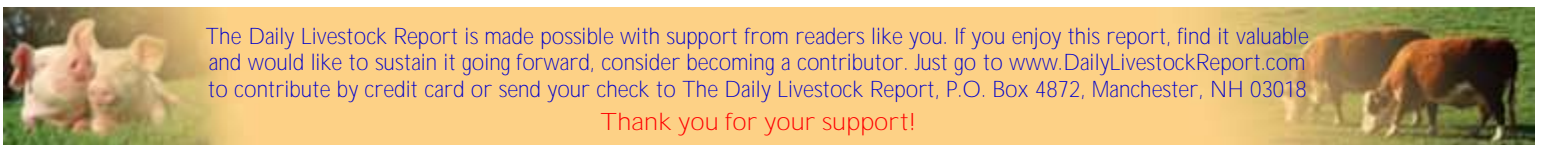


Data Source: USDA-AMS  
Livestock Marketing Information Center

**HOG BY-PRODUCT VALUE**  
Live Animal Basis, Weekly



Data Source: USDA-AMS  
Livestock Marketing Information Center



The Daily Livestock Report is made possible with support from readers like you. If you enjoy this report, find it valuable and would like to sustain it going forward, consider becoming a contributor. Just go to [www.DailyLivestockReport.com](http://www.DailyLivestockReport.com) to contribute by credit card or send your check to The Daily Livestock Report, P.O. Box 4872, Manchester, NH 03018

Thank you for your support!

The **Daily Livestock Report** is published by **Steiner Consulting Group, DLR Division, Inc.** To subscribe, support or unsubscribe please visit [www.dailylivestockreport.com](http://www.dailylivestockreport.com).

The Daily Livestock Report is not owned, controlled, endorsed or sold by CME Group Inc. or its affiliates and CME Group Inc. and its affiliates disclaim any and all responsibility for the information contained herein. CME Group®, CME® and the Globe logo are trademarks of Chicago Mercantile Exchange, Inc.

Disclaimer: The *Daily Livestock Report* is intended solely for information purposes and is not to be construed, under any circumstances, by implication or otherwise, as an offer to sell or a solicitation to buy or trade any commodities or securities whatsoever. Information is obtained from sources believed to be reliable, but is in no way guaranteed. No guarantee of any kind is implied or possible where projections of future conditions are attempted. Futures trading is not suitable for all investors, and involves the risk of loss. Past results are no indication of future performance. Futures are a leveraged investment, and because only a percentage of a contract's value is required to trade, it is possible to lose more than the amount of money initially deposited for a futures position. Therefore, traders should only use funds that they can afford to lose without affecting their lifestyle. And only a portion of those funds should be devoted to any one trade because a trader cannot expect to profit on every trade.